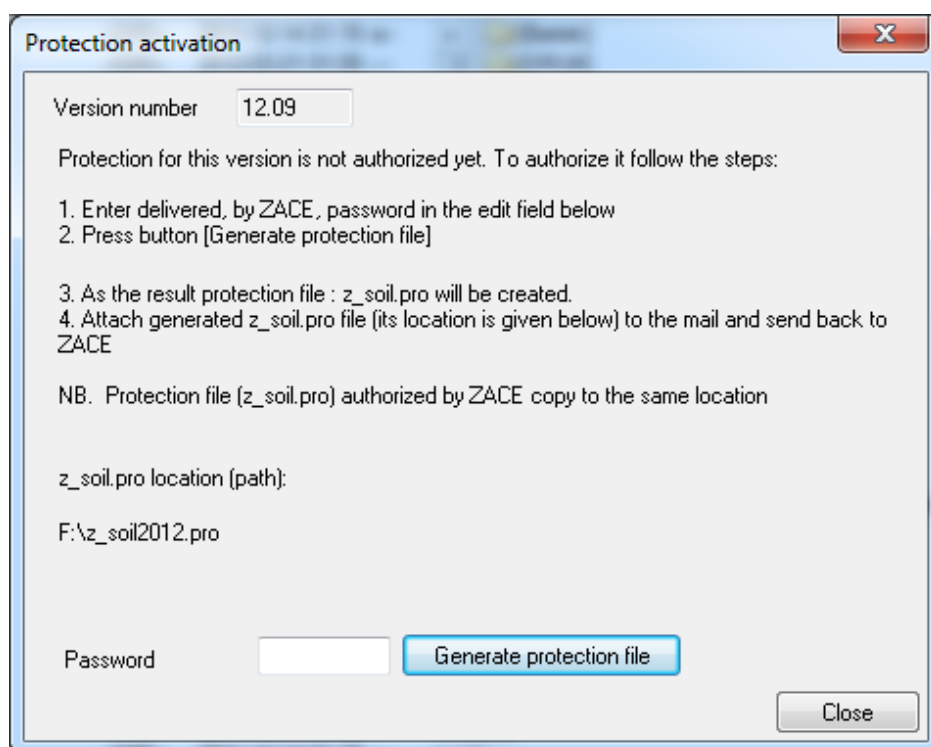
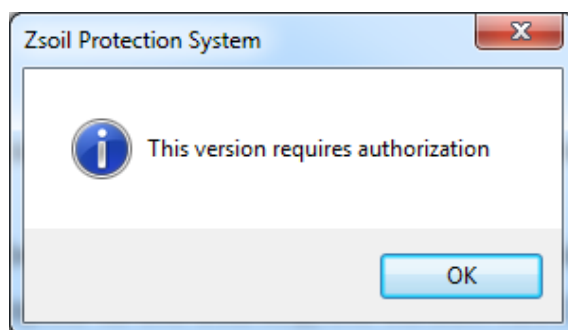


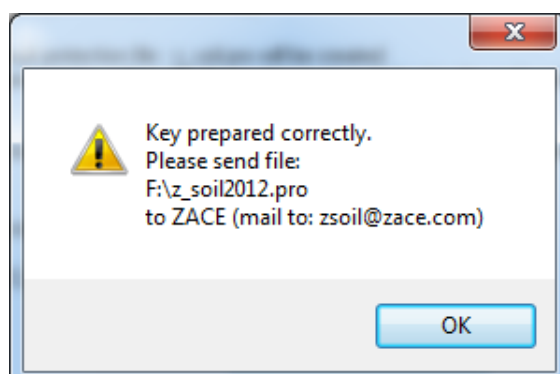
How to activate the hardware key?

This activation procedure concerns the users who have already activated the version v2012

- 1) Plug your ZSoil hardware key to the USB port
- 2) Install ZSoil v2012 from the pen drive delivered by ZACE Ltd.
- 3) Run ZSoil by a double click on ZSoil 2012 v11.XX icon from the desktop
- 4) On the first run, the user be informed that an authorization of the protection key is required:



- 5) Enter password and press the button "Generate protection file"



- 6) Attach the generated *z_soil2012.pro* file from USB key to an email and send it to ZACE Ltd. (zsoil@zace.com)
- 7) On return, the user will be provided with the activated protection key (*z_soil2012.pro* file)
- 8) Once *z_soil2012.pro* is copied to the USB key, the version v2012 is fully activated